
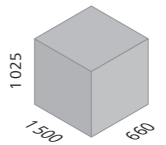




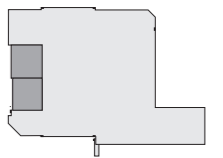
Working range		
X-axis	1500 mm	
Y-axis (toolchange position)	1025 mm (1325 mm)	
Z-axis	660 mm	
Distance spindle to center A-axis	150 - 810 mm	
Workpiece carrier		
A-axis, prepared for mounting a fixture plate, up to max.		
	ø 1650 mm x 1830 mm	
Drive system	Torque motor	
Load capacity	1500 kg	
Speed range A-axis	1 - 40 rpm	
Work spindle		
	HSK-A63	HSK-A80*
Speed range	1 - 17500 rpm	1 - 12500 rpm
Run up time 0 - n _{max}	< 0,7 s	< 0,9 s
Spindle bearings Ø	80 mm	90 mm
Power (duty cycle)	1 x 35 kW (40 %)	1 x 42 kW (10 %)
Torque (duty cycle)	1 x 80 Nm (40%)	1 x 200 Nm (10%)
Feed drive		
Drive system	Linear motor	
Rapid traverse X / Y / Z	120 m/min	
Axis acceleration X / Y / Z	11 / 12 / 22 m/s ²	
Max. feed thrust X / Y / Z	8000 / 16000 / 8000 N	
Accuracy		
Position measuring system	Direct, absolute	
Positioning accuracy A /	≤ 0,006	
Repeatability R (ISO 230-2)	≤ 0,004	
Tool magazine		
Toolchange system	Pick-Up	
Capacity	1 x 42 (1 x 84 / 1 x 140 / 1 x 182)*	
Max. tool Ø	85 mm / 200 mm (-o-)	
Max. tool length	550 mm	
Max. tool weight	10 kg	12 / 18 kg
Toolchange		
Chip-to-chip time	approx. 2,75 s	approx. 3,00 s
Weight / Dimensions		
Total weight	approx. 24000 kg	
Transport dimensions W x H x L	4,00 m x 3,70 m x 5,70 m	
Machine installed W x H x L	5,35 m x 4,50 m x 8,25 m	
SW automation interface*		
Total weight	approx. 26000 kg	
Transport dimensions W x H x L	4,00 m x 3,70 m x 6,40 m	
Space requirement	18,8 m ²	
Machine installed W x H x L	5,35 m x 4,50 m x 8,70 m	
Connected load		
Operating voltage	3 x 400 Volt, 50 Hz, TN-S/TN-C Netz	
Total connected load	approx. 110 kVA	
Mean air consumption	0,4 Nm ³ /min (5,5 bar)	
CNC control system		
Siemens	SINUMERIK 840 D sl	



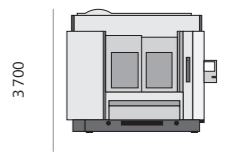
SWIVEL CARRIER
1 ROTARY TABLE*



WORKSPACE PER SPINDLE




5700

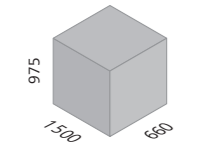


4000

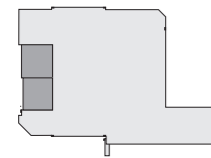
*optional, **on request, -o- occupancy of multiple magazine positions. Details depending on equipment. Technical data according to project planning. Deviation +/- 15% reserved. Subject to change without notice.



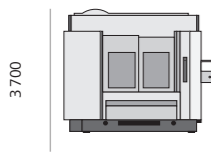
SWIVEL CARRIER
1 ROTARY TABLE*



WORKSPACE PER SPINDLE



5700




4000

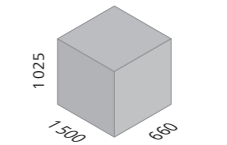
Working range	
X-axis	1 500 mm
Y-axis (toolchange position)	975 mm (1 325 mm)
Z-axis	660 mm
Distance spindle to center A-axis	150 - 810 mm
Workpiece carrier	
A-axis, prepared for mounting a fixture plate, up to max. \varnothing 1 650 mm x 1 830 mm	
Drive system	Torque motor
Load capacity	1 500 kg
Speed range A-axis	1 - 40 rpm
Work spindle HSK-A100*	
Speed range	1 - 12 500 rpm
Run up time 0 - n _{max}	< 1,05 s
Spindle bearings \varnothing	100 mm
Power (duty cycle)	1 x 42 kW (10%)
Torque (duty cycle)	1 x 200 Nm (10%)
Feed drive	
Drive system	Linear motor
Rapid traverse X / Y / Z	120 m/min
Axis acceleration X / Y / Z	11 / 12 / 22 m/s ²
Max. feed thrust X / Y / Z	8 000 / 16 000 / 8 000 N
Accuracy	
Position measuring system	Direct, absolute
Positioning accuracy A /	\leq 0,006
Repeatability R (ISO 230-2)	\leq 0,004
Tool magazine	
Toolchange system	Pick-Up
Capacity	1 x 36 (1 x 72 / 1 x 120 / 1 x 168)*
Max. tool \varnothing	105 mm / 300 mm (-o-)
Max. tool length	550 mm
Max. tool weight	20 kg
Toolchange	
Chip-to-chip time	approx. 3,00 s
Weight / Dimensions	
Total weight	approx. 24 000 kg
Transport dimensions W x H x L	4,00 m x 3,70 m x 5,70 m
Machine installed W x H x L	5,35 m x 4,50 m x 8,25 m
SW automation interface*	
Total weight	approx. 26 000 kg
Transport dimensions W x H x L	4,00 m x 3,70 m x 6,40 m
Space requirement	18,8 m ²
Machine installed W x H x L	5,35 m x 4,50 m x 8,70 m
Connected load	
Operating voltage	3 x 400 Volt, 50 Hz, TN-S/TN-C Netz
Total connected load	approx. 110 kVA
Mean air consumption	0,4 Nm ³ /min (5,5 bar)
CNC control system	
Siemens	SINUMERIK 840 D sl

*optional, **on request, -o- occupancy of multiple magazine positions. Details depending on equipment. Technical data according to project planning. Deviation +/- 15% reserved. Subject to change without notice.

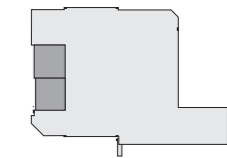
Working range	
X-axis	1 500 mm
Y-axis (toolchange position)	1 025 mm (1 325 mm)
Z-axis	660 mm (760 mm)*
Distance spindle to center A-axis	300 (200)* - 960 mm
Workpiece carrier	
A-axis, prepared for mounting a fixture plate, up to max. \varnothing 1 850 mm x 1 980 mm	
Drive system	Torque motor
Load capacity	2 000 kg
Speed range A-axis	1 - 25 rpm
Work spindle HSK-A63 HSK-A80*	
Speed range	1 - 17 500 rpm 1 - 12 500 rpm
Run up time 0 - n _{max}	< 0,7 s < 0,9 s
Spindle bearings \varnothing	80 mm 90 mm
Power (duty cycle)	1 x 35 kW (40%) 1 x 42 kW (10%)
Torque (duty cycle)	1 x 80 Nm (40%) 1 x 200 Nm (10%)
Feed drive	
Drive system	Linear motor
Rapid traverse X / Y / Z	120 m/min
Axis acceleration X / Y / Z	11 / 12 / 22 m/s ² 11 / 12 / 22 m/s ²
Max. feed thrust X / Y / Z	8 000 / 16 000 / 8 000 N
Accuracy	
Position measuring system	Direct, absolute
Positioning accuracy A /	\leq 0,006
Repeatability R (ISO 230-2)	\leq 0,004
Tool magazine	
Toolchange system	Pick-Up
Capacity	1x 42 (1x 84 / 1x 140 / 1x 182)*
Max. tool \varnothing	85 mm / 200 mm (-o-)
Max. tool length	550 mm
Max. tool weight	10 kg 12 / 18 kg
Toolchange	
Chip-to-chip time	approx. 2,75 s approx. 3,00 s
Weight / Dimensions	
Total weight	approx. 24 000 kg
Transport dimensions W x H x L	4,00 m x 3,70 m x 5,70 m
Machine installed W x H x L	5,35 m x 4,50 m x 8,25 m
SW automation interface*	
Total weight	approx. 26 000 kg
Transport dimensions W x H x L	4,00 m x 3,70 m x 6,40 m
Space requirement	18,8 m ²
Machine installed W x H x L	5,35 m x 4,50 m x 8,70 m
Connected load	
Operating voltage	3 x 400 Volt, 50 Hz, TN-S/TN-C Netz
Total connected load	approx. 121 kVA
Mean air consumption	0,4 Nm ³ /min (5,5 bar)
CNC control system	
Siemens	SINUMERIK 840 D sl



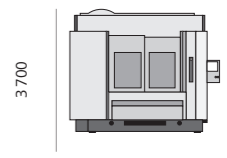
SWIVEL CARRIER
1 ROTARY TABLE*



WORKSPACE PER SPINDLE



5700




4000

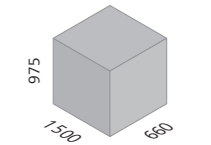
*optional, **on request, -o- occupancy of multiple magazine positions. Details depending on equipment. Technical data according to project planning. Deviation +/- 15% reserved. Subject to change without notice.

BA W08-11 space

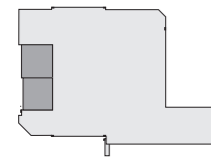
BA W08-12



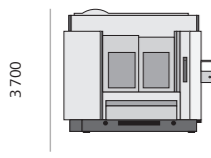
SWIVEL CARRIER
1 OR 2 ROTARY TABLES*



WORKSPACE PER SPINDLE



5700




4000

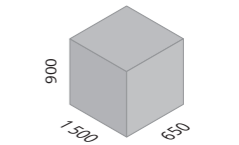
Working range	
X-axis	1 500 mm
Y-axis (toolchange position)	975 mm (1 325 mm)
Z-axis	660 mm (760 mm)*
Distance spindle to center A-axis	300 (200)* - 960 mm
Workpiece carrier	
A-axis, prepared for mounting a fixture plate, up to max.	
	ø 1 850 mm x 1 980 mm
Drive system	Torque motor
Load capacity	2 000 kg
Speed range A-axis	1 - 25 rpm
Work spindle HSK-A100*	
Speed range	1 - 12 500 rpm
Run up time 0 - n _{max}	< 1,05 s
Spindle bearings Ø	100 mm
Power (duty cycle)	1 x 42 kW (10%)
Torque (duty cycle)	1 x 200 Nm (10%)
Feed drive	
Drive system	Linear motor
Rapid traverse X / Y / Z	120 m/min
Axis acceleration X / Y / Z	11 / 12 / 22 m/s ²
Max. feed thrust X / Y / Z	8 000 / 16 000 / 8 000 N
Accuracy	
Position measuring system	Direct, absolute
Positioning accuracy A /	≤ 0,006
Repeatability R (ISO 230-2)	≤ 0,004
Tool magazine	
Toolchange system	Pick-Up
Capacity	1x 36 (1x 72 / 1x 120 / 1x 168)*
Max. tool Ø	105 mm / 300 mm (-o-)
Max. tool length	550 mm
Max. tool weight	20 kg
Toolchange	
Chip-to-chip time	approx. 3,00 s
Weight / Dimensions	
Total weight	approx. 24 000 kg
Transport dimensions W x H x L	4,00 m x 3,70 m x 5,70 m
Machine installed W x H x L	5,35 m x 4,50 m x 8,25 m
SW automation interface*	
Total weight	approx. 26 000 kg
Transport dimensions W x H x L	4,00 m x 3,70 m x 6,40 m
Space requirement	18,8 m ²
Machine installed W x H x L	5,35 m x 4,50 m x 8,70 m
Connected load	
Operating voltage	3 x 400 Volt, 50 Hz, TN-S/TN-C Netz
Total connected load	approx. 121 kVA
Mean air consumption	0,4 Nm ³ /min (5,5 bar)
CNC control system	
Siemens	SINUMERIK 840 D sl

*optional, **on request, -o- occupancy of multiple magazine positions. Details depending on equipment. Technical data according to project planning. Deviation +/- 15% reserved. Subject to change without notice.

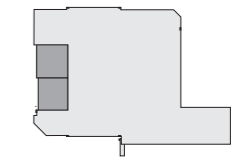
Working range	
X-axis	1 500 mm
Y-axis (toolchange position)	900 mm (1 200 mm)
Z-axis	650 mm
Distance spindle to center A-axis	125 mm - 785 mm
Workpiece carrier	
Swivel carrier / counterbearing with crown gear: swivel time 0 / 180°	
	approx. 5,0 s
A- and U-axis, prepared for mounting a fixture plate, up to max.	
	ø 950 mm x 1 830 mm
Drive system	Torque motor
Load capacity	2 x 800 kg
Speed range A-, U-axis	1 - 40 rpm
Work spindle HSK-A63	
Speed range	1 - 17 500 rpm
Run up time 0 - n _{max}	< 0,7 s
Spindle bearings Ø	80 mm
Power (duty cycle)	1 x 35 kW (40%)
Torque (duty cycle)	1 x 80 Nm (40%)
Work spindle HSK-A80*	
Speed range	1 - 12 500 rpm
Run up time 0 - n _{max}	< 0,9 s
Spindle bearings Ø	90 mm
Power (duty cycle)	1 x 42 kW (10%)
Torque (duty cycle)	1 x 200 Nm (10%)
Feed drive	
Drive system	Linear motor
Rapid traverse X / Y / Z	120 m/min
Axis acceleration X / Y / Z	11 / 12 / 22 m/s ²
Max. feed thrust X / Y / Z	8 000 / 16 000 / 8 000 N
Accuracy	
Position measuring system	Direct, absolute
Positioning accuracy A /	≤ 0,006
Repeatability R (ISO 230-2)	≤ 0,004
Tool magazine	
Toolchange system	Pick-Up
Capacity	1 x 84 (1 x 140 / 1 x 182)*
Max. tool Ø	85 mm / 200 mm (-o-)
Max. tool length	550 mm
Max. tool weight	10 kg
	12 / 18 kg
Toolchange	
Chip-to-chip time	approx. 2,75 s
	approx. 3,0 s
Weight / Dimensions	
Total weight	approx. 24 000 kg
Transport dimensions W x H x L	4,00 m x 3,50 m x 5,90 m
Machine installed W x H x L	5,05 m x 4,20 m x 8,20 m
Connected load	
Operating voltage	3 x 400 Volt, 50 Hz, TN-S/TN-C Netz
Total connected load	121 kVA
Mean air consumption	0,4 Nm ³ /min (5,5 bar)
CNC control system	
Siemens	SINUMERIK 840 D sl



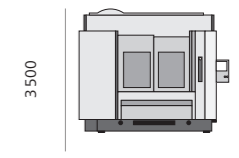
DOUBLE SWIVEL CARRIER
1 OR 2 ROTARY TABLES*



WORKSPACE PER SPINDLE




5900



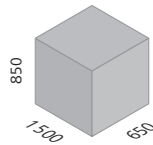
4000

*optional, **on request, -o- occupancy of multiple magazine positions. Details depending on equipment. Technical data according to project planning. Deviation +/- 15% reserved. Subject to change without notice.

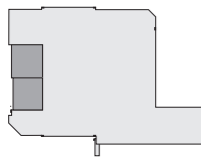
BA W08-12



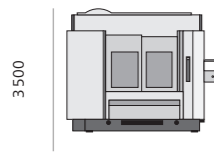
DOUBLE SWIVEL CARRIER
1 OR 2 ROTARY TABLES*



WORKSPACE PER SPINDLE



5700

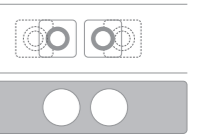


4000

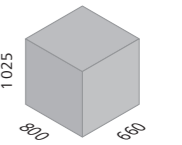
Working range	
X-axis	1 500 mm
Y-axis (toolchange position)	850 mm (1 200 mm) mm
Z-axis	650 mm
Distance spindle to center A-axis	125 mm - 785 mm
Workpiece carrier	
Swivel carrier / counterbearing with crown gear: swivel time 0 / 180°	approx. 5,0 s
A- and U-axis, prepared for mounting a fixture plate, up to max.	ø 950 mm x 1 830 mm
Drive system	Torque motor
Load capacity	2 x 800 kg
Speed range A-, U-axis	1 - 40 rpm
Work spindle	
HSK-A100*	
Speed range	1 - 12 500 rpm
Run up time 0 - n _{max}	< 1,05 s
Spindle bearings Ø	100 mm
Power (duty cycle)	1 x 42 kW (10%)
Torque (duty cycle)	1 x 200 Nm (10%)
Feed drive	
Drive system	Linear motor
Rapid traverse X / Y / Z	120 m/min
Axis acceleration X / Y / Z	11 / 12 / 22 m/s ²
Max. feed thrust X / Y / Z	8 000 / 16 000 / 8 000 N
Accuracy	
Position measuring system	Direct, absolute
Positioning accuracy A /	≤ 0,006
Repeatability R (ISO 230-2)	≤ 0,004
Tool magazine	
Toolchange system	Pick-Up
Capacity	84 (1 x 140 / 1 x 182)*
Max. tool Ø	105 mm / 200 mm (-o-)
Max. tool length	550 mm
Max. tool weight	20 kg
Toolchange	
Chip-to-chip time	approx. 3,00 s
Weight / Dimensions	
Total weight	approx. 24 000 kg
Transport dimensions W x H x L	4,00 m x 3,50 m x 5,70 m
Machine installed W x H x L	5,35 m x 4,20 m x 8,20 m
Connected load	
Operating voltage	3 x 400 Volt, 50 Hz, TN-S/TN-C Netz
Total connected load	approx. 121 kVA
Mean air consumption	0,4 Nm ³ /min (5,5 bar)
CNC control system	
Siemens	SINUMERIK 840 D sl

*optional, **on request, -o- occupancy of multiple magazine positions. Details depending on equipment. Technical data according to project planning. Deviation +/- 15% reserved. Subject to change without notice.

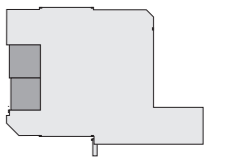
BA W08-21



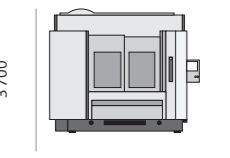
SWIVEL CARRIER
2 ROTARY TABLES*



WORKSPACE PER SPINDLE



5700

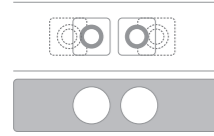


4000

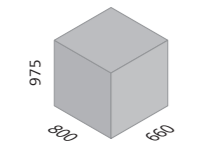
Working range		
X-axis	800 mm	
Y-axis (toolchange position)	1 025 mm (1 325 mm)	
Z-axis	660 mm	
Spindle distance fixed (variable)*	800 mm (799 - 851 mm)	
Workpiece carrier		
A-axis, prepared for mounting a fixture plate, up to max.	ø 1 650 mm x 1 830 mm	
Drive system	Torque motor	
Load capacity	1 500 kg	
Speed range A-axis	1 - 40 rpm	
Work spindle		
HSK-A63	HSK-A80*	
Speed range	1 - 17 500 rpm	1 - 12 500 rpm
Run up time 0 - n _{max}	< 0,7 s	< 0,9 s
Spindle bearings Ø	80 mm	90 mm
Power (duty cycle)	2 x 35 kW (40%)	2 x 42 kW (10%)
Torque (duty cycle)	2x 80 Nm (40%)	2 x 200 Nm (10%)
Feed drive		
Drive system	Linear motor	
Rapid traverse X / Y / Z	120 m/min	
Axis acceleration X / Y / Z	11 / 10 / 22 m/s ²	
Max. feed thrust X / Y / Z	2 x 8 000 / 16 000 / 2 x 8 000 N	
Accuracy		
Position measuring system	Direct, absolute	
Positioning accuracy A /	≤ 0,006	
Repeatability R (ISO 230-2)	≤ 0,004	
Tool magazine		
Toolchange system	Pick-Up	
Capacity	2 x 42 (2 x 70 / 2 x 91)*	
Max. tool Ø	85 mm / 200 mm (-o-)	
Max. tool length	550 mm	
Max. tool weight	10 kg	12 / 18 kg
Toolchange		
Chip-to-chip time	approx. 2,75 s	approx. 3,00 s
Weight / Dimensions		
Total weight	approx. 24 000 kg	
Transport dimensions W x H x L	4,00 m x 3,70 m x 5,70 m	
Machine installed W x H x L	5,35 m x 4,50 m x 8,25 m	
SW automation interface*		
Total weight	approx. 26 000 kg	
Transport dimensions W x H x L	4,00 m x 3,70 m x 6,40 m	
Space requirement	18,8 m ²	
Machine installed W x H x L	5,35 m x 4,50 m x 8,70 m	
Connected load		
Operating voltage	3 x 400 Volt, 50 Hz, TN-S/TN-C Netz	
Total connected load	145 kVA	
Mean air consumption	0,6 Nm ³ /min (5,5 bar)	
CNC control system		
Siemens	SINUMERIK 840 D sl	

*optional, **on request, -o- occupancy of multiple magazine positions. Details depending on equipment. Technical data according to project planning. Deviation +/- 15% reserved. Subject to change without notice.

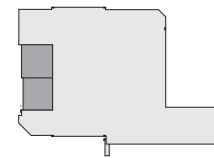
BA W08-21



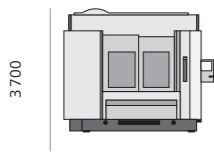
SWIVEL CARRIER
2 ROTARY TABLES*



WORKSPACE PER SPINDLE



5700

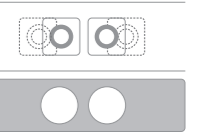


4000

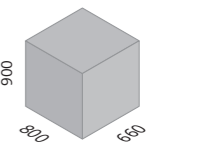
Working range	
X-axis	800 mm
Y-axis (toolchange position)	975 mm (1 325 mm)
Z-axis	660 mm
Spindle distance fixed (variable)*	800 mm (799 mm - 851 mm)
Workpiece carrier	
A-axis, prepared for mounting a fixture plate, up to max.	ø 1 650 mm x 1 830 mm
Drive system	Torque motor
Load capacity	1 500 kg
Speed range A-axis	1 - 40 rpm
Work spindle	
	HSK-A100*
Speed range	1 - 12 500 rpm
Run up time 0 - n _{max}	< 1,05 s
Spindle bearings Ø	100 mm
Power (duty cycle)	2 x 42 kW (10%)
Torque (duty cycle)	2 x 200 Nm (10%)
Feed drive	
Drive system	Linear motor
Rapid traverse X / Y / Z	120 m/min
Axis acceleration X / Y / Z	11 / 10 / 22 m/s ²
Max. feed thrust X / Y / Z	2 x 8 000 / 16 000 / 2 x 8 000 N
Accuracy	
Position measuring system	Direct, absolute
Positioning accuracy A /	≤ 0,006
Repeatability R (ISO 230-2)	≤ 0,004
Tool magazine	
Toolchange system	Pick-Up
Capacity	2 x 36 (2 x 60 / 2 x 84)*
Max. tool Ø	105 mm / 300 mm (-o-)
Max. tool length	550 mm
Max. tool weight	20 kg
Toolchange	
Chip-to-chip time	approx. 3,00 s
Weight / Dimensions	
Total weight	approx. 24 000 kg
Transport dimensions W x H x L	4,00 m x 3,70 m x 5,70 m
Machine installed W x H x L	5,35 m x 4,50 m x 8,25 m
SW automation interface*	
Total weight	approx. 26 000 kg
Transport dimensions W x H x L	4,00 m x 3,70 m x 6,40 m
Space requirement	18,8 m ²
Machine installed W x H x L	5,35 m x 4,50 m x 8,70 m
Connected load	
Operating voltage	3 x 400 Volt, 50 Hz, TN-S/TN-C Netz
Total connected load	approx. 145 kVA
Mean air consumption	0,6 Nm ³ /min (5,5 bar)
CNC control system	
Siemens	SINUMERIK 840 D sl

*optional, **on request, -o- occupancy of multiple magazine positions. Details depending on equipment. Technical data according to project planning. Deviation +/- 15% reserved. Subject to change without notice.

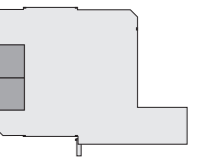
BA W08-22



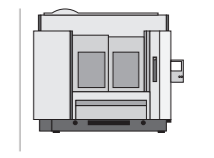
DOUBLE SWIVEL CARRIER
2 OR 4 ROTARY TABLES*



WORKSPACE PER SPINDLE



5900

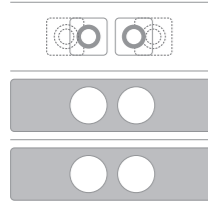


4000

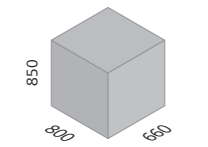
Working range		
X-axis	800 mm	
Y-axis (toolchange position)	900 mm (1 200 mm)	
Z-axis	660 mm	
Spindle distance fixed (variable)*	800 mm (799 - 851 mm)	
Workpiece carrier		
Swivel carrier / counterbearing with crown gear: swivel time 0 / 180°	approx. 5,0 s	
A- and U-axis, prepared for mounting a fixture plate, up to max.	ø 950 mm x 1 830 mm	
Drive system	Torque motor	
Load capacity	2 x 800 kg	
Speed range A-, U-axis	1 - 40 rpm	
Work spindle		
	HSK-A63	
	HSK-A80*	
Speed range	1 - 17 500 rpm	1 - 12 500 rpm
Run up time 0 - n _{max}	< 0,7 s	< 0,9 s
Spindle bearings Ø	80 mm	90 mm
Power (duty cycle)	2 x 35 kW (40%)	2 x 42 kW (10%)
Torque (duty cycle)	2 x 80 Nm (40%)	2 x 200 Nm (10%)
Feed drive		
Drive system	Linear motor	
Rapid traverse X / Y / Z	120 m/min	
Axis acceleration X / Y / Z	11 / 11 / 22 m/s ²	
Max. feed thrust X / Y / Z	2 x 8 000 / 16 000 / 2 x 8 000 N	
Accuracy		
Position measuring system	Direct, absolute	
Positioning accuracy A /	≤ 0,006	
Repeatability R (ISO 230-2)	≤ 0,004	
Tool magazine		
Toolchange system	Pick-Up	
Capacity	2 x 42 (2 x 70 / 2 x 91 / 2 x 126)*	
Max. tool Ø	85 mm / 200 mm (-o-)	
Max. tool length	550 mm	
Max. tool weight	10 kg	12 / 18 kg
Toolchange		
Chip-to-chip time	approx. 3,00 s	
Weight / Dimensions		
Total weight	approx. 24 000 kg	
Transport dimensions W x H x L	4,00 m x 3,50 m x 5,90 m	4,00 m x 3,50 m x 5,70 m
Machine installed W x H x L	5,35 m x 4,20 m x 8,20 m	
Connected load		
Operating voltage	3 x 400 Volt, 50 Hz, TN-S/TN-C Netz	
Total connected load	152 kVA	
Mean air consumption	0,6 Nm ³ /min (5,5 bar)	
CNC control system		
Siemens	SINUMERIK 840 D sl	

*optional, **on request, -o- occupancy of multiple magazine positions. Details depending on equipment. Technical data according to project planning. Deviation +/- 15% reserved. Subject to change without notice.

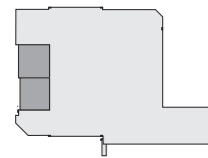
BA W08-22



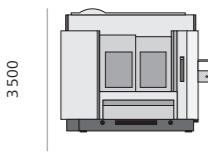
DOUBLE SWIVEL CARRIER
2 OR 4 ROTARY TABLES*



WORKSPACE PER SPINDLE



5700



3500

4000

Working range	
X-axis	800 mm
Y-axis (toolchange position)	850 mm (1 200 mm)
Z-axis	660 mm
Spindle distance fixed (variable)*	800 mm (799 mm - 851 mm)
Workpiece carrier	
Swivel carrier / counterbearing with crown gear: swivel time 0 / 180°	approx. 5,0 s
A- and U-axis, prepared for mounting a fixture plate, up to max.	ø 950 mm x 1 830 mm
Drive system	Torque motor
Load capacity	2 x 800 kg
Speed range A-, U-axis	1 - 40 rpm
Work spindle HSK-A100*	
Speed range	1 - 12 500 rpm
Run up time 0 - n _{max}	< 1,05 s
Spindle bearings Ø	100 mm
Power (duty cycle)	2 x 42 kW (10%)
Torque (duty cycle)	2 x 200 Nm (10%)
Feed drive	
Drive system	Linear motor
Rapid traverse X / Y / Z	120 m/min
Axis acceleration X / Y / Z	11 / 11 / 22 m/s ²
Max. feed thrust X / Y / Z	2 x 8 000 / 16 000 / 2 x 8 000 N
Accuracy	
Position measuring system	Direct, absolute
Positioning accuracy A /	≤ 0,006
Repeatability R (ISO 230-2)	≤ 0,004
Tool magazine	
Toolchange system	Pick-Up
Capacity	2 x 36 (2 x 60 / 2 x 84)*
Max. tool Ø	105 mm / 300 mm (-o-)
Max. tool length	550 mm
Max. tool weight	20 kg
Toolchange	
Chip-to-chip time	approx. 3,00 s
Weight / Dimensions	
Total weight	approx. 24 000 kg
Transport dimensions W x H x L	4,00 m x 3,50 m x 5,70 m
Machine installed W x H x L	5,35 m x 4,20 m x 8,20 m
Connected load	
Operating voltage	3 x 400 Volt, 50 Hz, TN-S/TN-C Netz
Total connected load	approx. 152 kVA
Mean air consumption	0,6 Nm ³ /min (5,5 bar)
CNC control system	
Siemens	SINUMERIK 840 D sl

*optional, **on request, -o- occupancy of multiple magazine positions. Details depending on equipment. Technical data according to project planning. Deviation +/- 15% reserved. Subject to change without notice.